COL SIZE N LINK TYPE																				
STAIRCASE CAP	REINF.																			
STAIRCASE CAP	REINF. ARRANG-EMENTS																			
COL SIZE N LINK TYPE		(230 X 600) G	(230 X 500) D	(230 X 500) D	(230 X 500) D	400 DIA H	(230 X 500) D	400 DIA H	400 DIA H	400 DIA H	(400 X 400) F	(230 X 500) D	(230 X 500) D	400 X 400 H	(400 X 400) F	(230 X 500) D	500 DIA H	400 DIA H	(230 X 500) D
FIRST FLOOR	REINF.	∘12- Y12	•4- Y20 + ∘ 4-Y16	∘8- Y16	∘8- Y16	∘ 8- Y16	•4- Y16 + ∘4-Y12	∘ 8- Y16	•4- Y16 + ∘4-Y12	•4- Y20 + ∘4-Y16	∘ 12- Y12	•4- Y20 + ∘ 4-Y16	∘8- Y16	•04- Y16∘08- Y12	∘ 12- Y12	∘8- Y16	∘12- Y20	•4- Y20 + ∘ 4-Y16	∘8- Y16
FIRST FLOOR	REINF. ARRANG-EMENTS																		
COL SIZE N LINK TYPE		(230 X 600) G	(230 X 500) D	(230 X 500) D	(230 X 500) D	400 DIA H	(230 X 500) D	400 DIA H	400 DIA H	400 DIA H	(400 X 400) F	(230 X 500) D	(230 X 500) D	400 X 400 H	(400 X 400) F	(230 X 500) D	500 DIA H	400 DIA H	(230 X 500) D
GROUND FLOOR	REINF.	∘12- Y12	•4- Y20 + ∘ 4-Y16	∘8- Y16	∘8- Y16	∘ 8- Y16	•4- Y16 + ∘4-Y12	∘ 8- Y16	•4- Y16 + ∘4-Y12	•4- Y20 + ∘4-Y16	∘ 12- Y12	•4- Y20 + ∘ 4-Y16	∘8- Y16	•04- Y16∘08- Y12	∘ 12- Y12	∘8- Y16	∘12- Y20	•4- Y20 + ∘ 4-Y16	∘8- Y16
GROUND FLOOR	REINF. ARRANG-EMENTS																		
COL SIZE N LINK TYPE		(230 X 600) G	(230 X 500) D	(230 X 500) D	(230 X 500) D	400 DIA H	(230 X 500) D	400 DIA H	400 DIA H	400 DIA H	(400 X 400) F	(230 X 500) D	(230 X 500) D	400 X 400 H	(400 X 400) F	(230 X 500) D	500 DIA H	400 DIA H	(230 X 500) D
BELOW GROUND FLOOR	REINF.	∘12- Y12	•4- Y20 + ∘ 4-Y16	∘8- Y16	∘8- Y16	∘ 8- Y16	•4- Y16 + ∘4-Y12	∘ 8- Y16	•4- Y16 + ∘4-Y12	•4- Y20 + ∘4-Y16	∘ 12- Y12	•4- Y20 + ∘ 4-Y16	∘8- Y16	•04- Y16∘08- Y12	∘ 12- Y12	∘8- Y16	∘12- Y20	•4- Y20 + ∘ 4-Y16	∘8- Y16
BELOW GROUND FLOOR	REINF. ARRANG-EMENTS																		
FOOTING PLAN		1270 1420	1270 1420	1270 1420	1270 1420	1270 1420	1200 1350	1200 1350	1200 1350	1200 1350	1420 1570	1420 1570	1420 1570	1500 1650	1500 1650	1500 1650	1870 2020	1720 1870	2100 2250
SHORT BARS		Y10 - 12 NOS	Y10 - 12 NOS	Y10 - 12 NOS	Y10 - 12 NOS	Y10 - 12 NOS	Y10 - 11 NOS	Y10 - 11 NOS	Y10 - 11 NOS	Y10 - 11 NOS	Y10 - 13 NOS	Y10 - 13 NOS	Y10 - 13 NOS	Y10 - 13 NOS	Y10 - 13 NOS	Y10 - 13 NOS	Y10 - 16 NOS	Y10 - 15 NOS	Y10 - 19 NOS
LONG BARS		Y10 - 11 NOS	Y10 - 11 NOS	Y10 - 11 NOS	Y10 - 11 NOS	Y10 - 11 NOS	Y10 - 10 NOS	Y10 - 10 NOS	Y10 - 10 NOS	Y10 - 10 NOS	Y10 - 12 NOS	Y10 - 12 NOS	Y10 - 12 NOS	Y10 - 12 NOS	Y10 - 12 NOS	Y10 - 12 NOS	Y10 - 15 NOS	Y10 - 14 NOS	Y10 - 18 NOS
DEPTH (d1)		200	200	200	200	200	200	200	200	200	200	200	200	225	225	225	250	225	275
d2		250	250	250	250	250	250	250	250	250	250	250	250	275	275	275	300	275	325
d3																			
FOOTING SIZE	B1 X L1	1270 X 1420	1270 X 1420	1270 X 1420	1270 X 1420	1270 X 1420	1200 X 1350	1200 X 1350	1200 X 1350	1200 X 1350	1420 X 1570	1420 X 1570	1420 X 1570	1500 X 1650	1500 X 1650	1500 X 1650	1870 X 2020	1720 X 1870	2100 X 2250
FOOTING SIZE	B2 X L2	870 X 1020	870 X 1020	870 X 1020	870 X 1020	870 X 1020	800 X 950	800 X 950	800 X 950	800 X 950	1020 X 1170	1020 X 1170	1020 X 1170	1050 X 1200	1050 X 1200	1050 X 1200	1370 X 1520	1270 X 1420	1550 X 1700
FOOTING SIZE	B3 X L3																		
COLUMN NO.		**C- 15, 16, 17, 18, 79, 80, 81, 82**	**C- 23, 34, 65, 76**	**C- 02, 03, 04, 05, 10, 11, 12, 13, 24, 25, 26, 27, 30, 31, 32, 33**	**C- 66, 67, 68, 69, 72, 73, 74, 75, 86, 87, 88, 89, 92, 93, 94, 95**	**C- 101, 102**	**C- 01, 14, 85, 96**	**C- 39, 53, 48, 62**	**C- 40, 41, 46, 47, 54, 55, 60, 61**	**C- 42, 45, 56, 59**	**C- 49, 50**	**C- 28, 29, 70, 71, 105, 106**	**C- 06, 07, 08, 09, 90, 91**	**C- 21, 22, 35, 36, 63, 64, 77, 78**	**C- 51, 52**	**C- 19, 20**	**C- 37, 38, 43, 44, 57, 58, 103, 104**	**C- 97, 98, 99, 100**	**C- 83, 84**
FOOTING TYPE																			
FOOTING CODE		I	I	I	I	I	H	H	H	H	K	K	K	L	L	L	Q	O	T

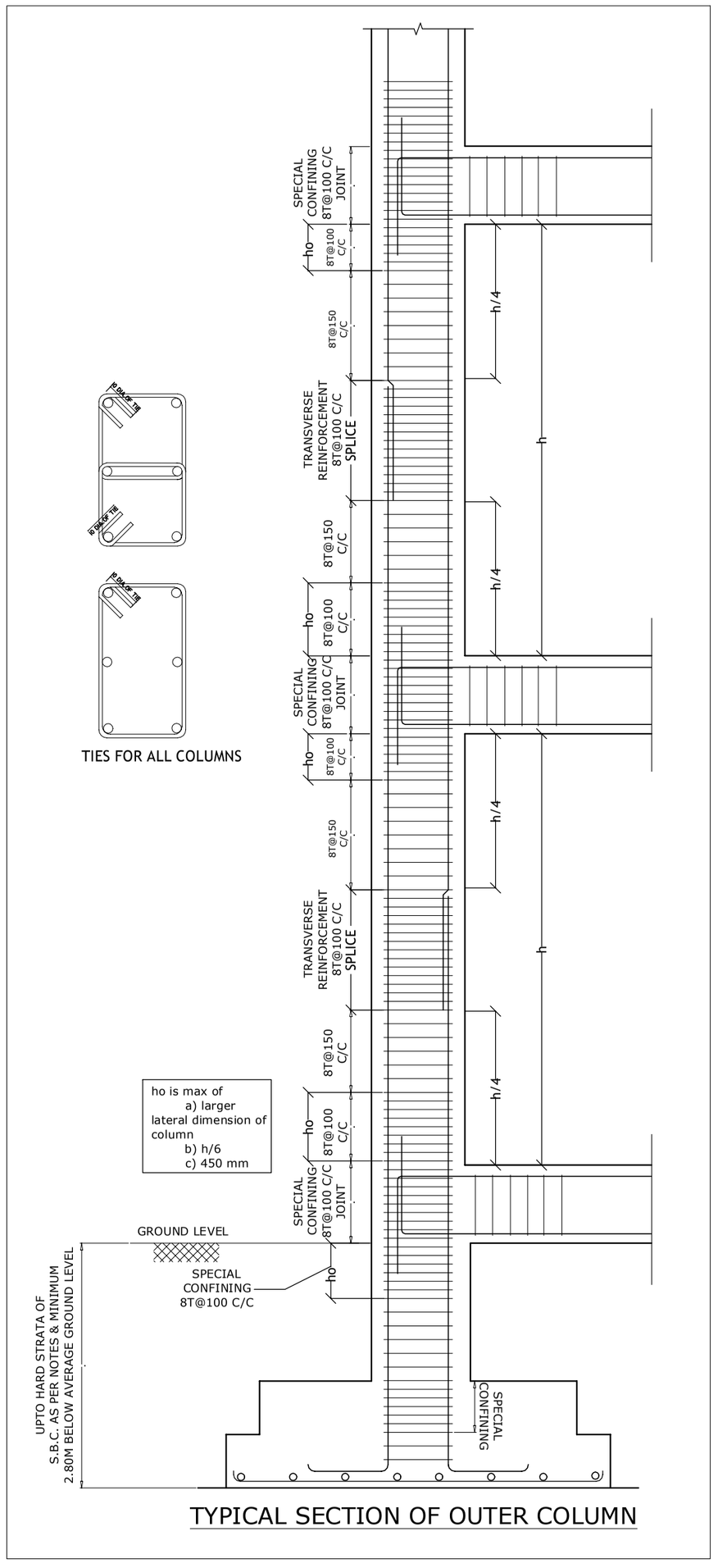

TYPICAL SECTION OF OUTER COLUMN

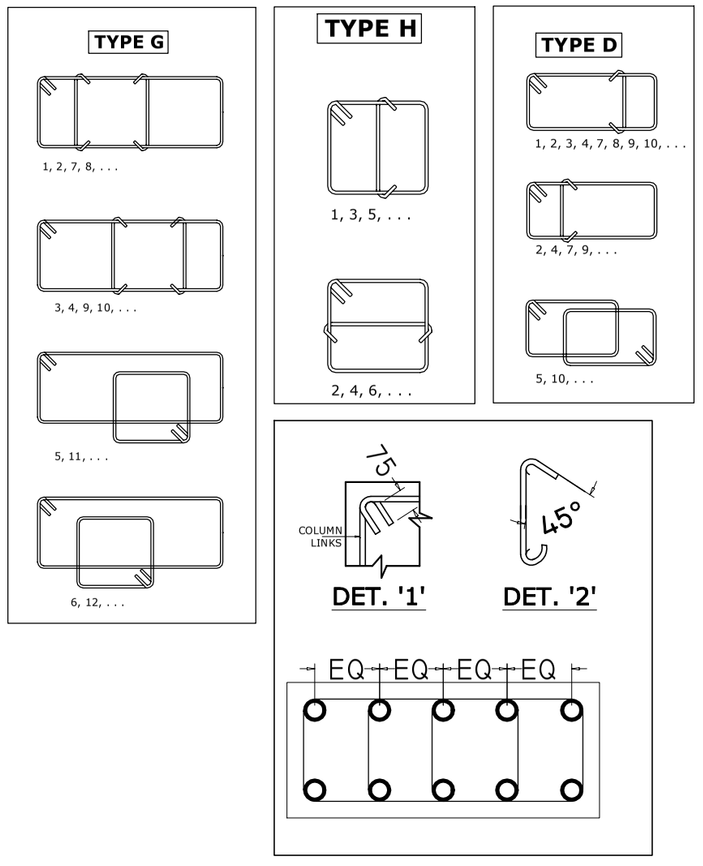

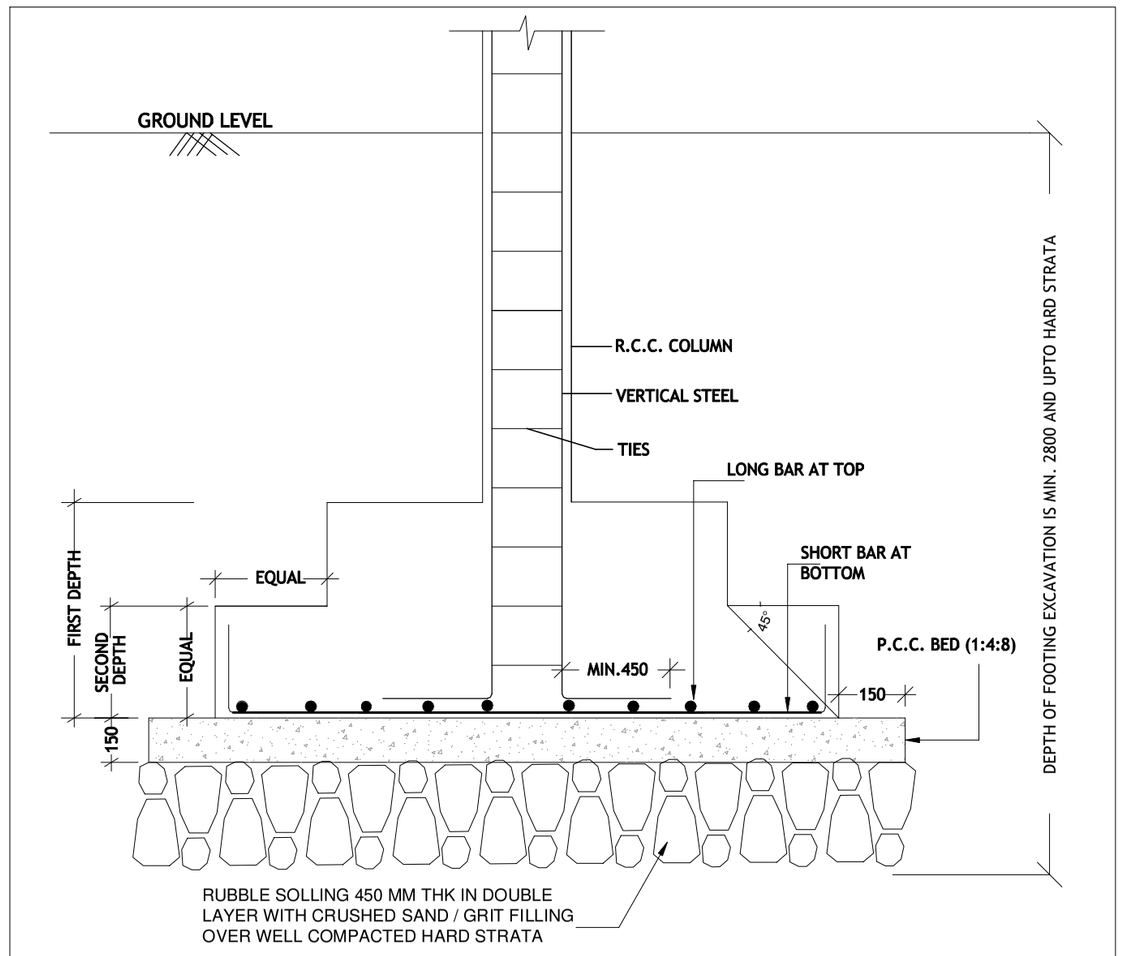

TYPICAL STEPPED FOOTING DETAILS

GENERAL NOTES :

- **THIS DRAWING MUST BE READ ALONG WITH THE WORKING /ARCHITECTURAL DRAWING**.
- THIS DRAWING SHOULD NOT BE SCALED OFF ONLY WRITTEN DIMENSIONS SHOULD BE FOLLOWED.
- ALL DIMENSIONS ARE IN 'mm' UNLESS SPECIFIED.
- THIS R.C.C. LAYOUT IS BASED ON THE DUPLICATION OF THE ARCHITECTURAL DRAWINGS.
- REFER ARCHITECTURAL DRAWING FOR MORE DETAILS.
- ANY DISCREPANCIES IN THIS DRAWING TO BE BROUGHT TO THE NOTICE OF THE CONSULTANT BEFORE EXECUTION.

NORTH

NORTH

REVISION	DATE	DESCRIPTION

FINAL COPY FOR EXCUATION

CLIENT	CONT.	OTHERS	DATE
ISSUE OF PRINTS			

Er. MADHUKAR S. SHIRSAT
B.E.(CIVIL), AMIE, CEngg
AM 163360-3

SHREE MAHALAXMI ARCHITECT, STRUCTURAL CONSULTANCY

ENGINEERS & ARCHITECTS,STRUCTURAL DESIGNERS
NEAR GANDHI CHOWK MAIN ROAD, SAWANTWADI,
SINDHUDURG. CONT NO-+91 9623986385

COLUMN FOOTING DESIGN SCHEDULE

PROPOSED ADMIN BLOCK AT POST OROS, KUDAL, SINDHUDURG.

DRAWN BY ANKITA

DESIGNED BY ER. M. S. SHIRSAT

CHECKED BY ER. M. S. SHIRSAT

SCALE 1:100

DATE : 17 JULY 2021

JOB NO. SMASC_118/21

DRG. NO. SMASC-02